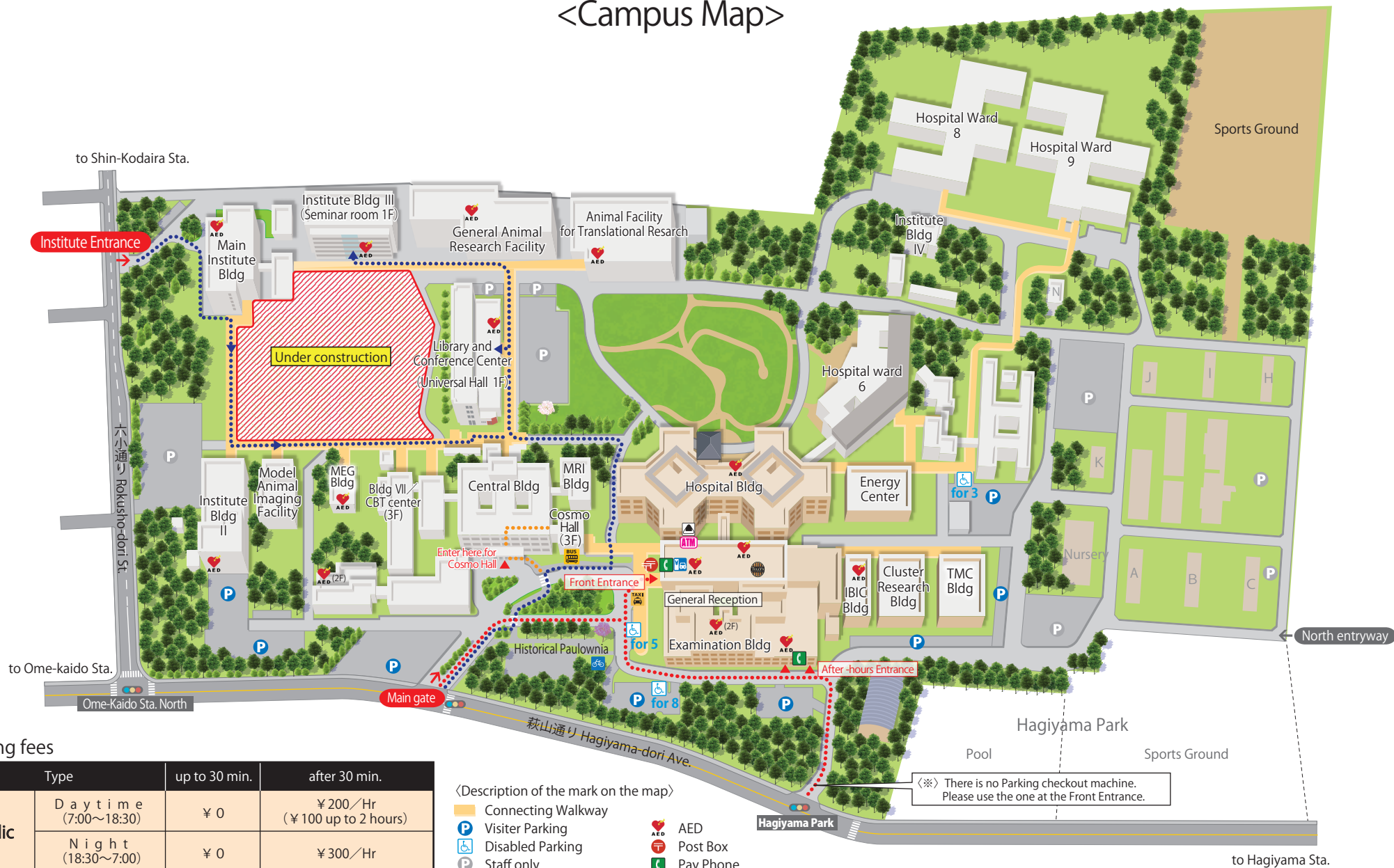

















National Center of Neurology and Psychiatry (NCNP)
<Campus Map>






Parking fees

Type		up to 30 min.	after 30 min.
Public	Daytime (7:00~18:30)	¥ 0	¥ 200/Hr (¥ 100 up to 2 hours)
	Night (18:30~7:00)	¥ 0	¥ 300/Hr
Patients *If longer than 30 minutes, please visit reception desk ④.		¥ 0	¥ 100/Day

〈Description of the mark on the map〉

- | | | | | |
|---|--------------------------|---|-------------------|---|
|  | Connecting Walkway |  | AED |  |
|  | Visitor Parking |  | Post Box | |
|  | Disabled Parking |  | Pay Phone | |
|  | Staff only |  | Convenience Store | |
|  | Parking checkout machine |  | ATM | |
|  | Bicycle parking |  | Tully's Coffee | |
|  | Taxi rank | | | |
|  | Shuttle Bus stop | | | |

〈※〉 There is no Parking checkout machine.
Please use the one at the Front Entrance.

 Hospital Visits
 Seminar Room • Universal Hall Visits
 Cosmo Hall Visits

